

PAMPERED AUTO CARE  
16299 FM 1325 #B  
Austin, TX 78728  
512-310-1107

Customer:

License No:

Order No.:

Date: 10/21/2020 11:38

Company:

Odometer:


VIN:


Technician:


Vehicle mercedes 1966



Besides improved fuel economy, handling and safety, what do these measurements mean?

 **CASTER** is the tilt of the axis that the wheel steers around. It affects how the vehicle tracks as you drive down the road and can affect handling.

 **CAMBER** is the angle of the tire in relation to the road surface. It affects tire wear, and handling when turning.

 **TOE** is a measurement of how much the wheel is turned in or out from a straight-ahead position. It affects tire wear, handling and can make your steering wheel crooked.

Your vehicle has been aligned using a precision **HOFMANN** wheel aligner.

4.3.1, Custom